



Guru Tegh Bahadur  
3<sup>rd</sup> Centenary Public School

**SUMMER  
VACATION  
Holiday  
Homework**

**Class VI**



# SUMMER VACATION

Dear Parents,

- ❖ Long awaited Summer Holidays have commenced. It is a time to relax, rejuvenate, refresh and regain health. It is also a time to reduce stress & increase productivity.
- ❖ Spend quality time with your kids and inculcate values.
- ❖ Help and guide your ward in doing Holiday Homework.
- ❖ Ask him/her to help you in doing household work.
- ❖ Ask your ward to spend time with Grandparents and click pictures.
- ❖ Motivate your ward to look after and water the plants.
- ❖ Keep your children away from T.V., Mobile, Computer and Electric gadgets.
- ❖ Encourage your ward to converse in English.
- ❖ Do some kind of physical exercises with your kids. As a parent, it is important to spend quality time with them.
- ❖ Read the Newspaper every day and encourage your ward to do so.
- ❖ Pray together with family, every day, and give thanks to God for all HIS BLESSINGS.

**BE HEALTHY, BE HAPPY**

Regards

GTB-011-46575555

**Guru Tegh Bahadur 3<sup>rd</sup> Centenary Public School**

**C-Block, Mansarover Garden**

**Holiday Homework 2026-27**

**Class VI**

**English**

**Note: Make a separate notebook for English Holidays Homework.**

- 1) Read any two moral stories and write their summary in your Holiday Homework Notebook.
- 2) Make a creative bookmark with a positive reading quote or message.
- 3) Read a newspaper daily. Pick five new words from it, look up their meanings in the dictionary, and write them in your Holiday Homework notebook.
- 4) “My Father” is my role model. Write a paragraph on ‘My Father’ in about 100-150 words on A4 size sheet and paste his picture also on A4 size sheet only.
- 5) **Art Integrated project:**
  - Write an essay on the festival of Sikkim, “Pang Lhabsol,” in about 150–200 words on an A4-size sheet. Also, paste a picture of this festival being celebrated in Sikkim.
- 6) Learn and revise the topics covered in classroom.

**Hindi**

- 1) "लो आ गई गर्मी की छुट्टियाँ!" - अनुच्छेद लिखिए (हिंदी की अभ्यास - पुस्तिका में)
- 2) "पेड़ लगाओ, पृथ्वी बचाओ" विषय पर एक आकर्षक पोस्टर बनाइए। (A4 साइज शीट पर)
- 3) सिक्किम की संस्कृति पर कोलाज।
  - पारंपरिक वेशभूषा, नृत्य, भोजन और त्योहारों (लोसार, पांग लहाबसोल) के चित्र चिपकाकर कोलाज बनाइए।

**नोट:** कक्षा में करवाए गए कार्य का स्मरण कीजिए।

**Punjabi**

- 1) ਨਾਂਵ ਅਤੇ ਨਾਂਵ ਦੀਆਂ ਕਿਸਮਾਂ ਉੱਪਰ ਸੋਹਣਾ ਜਿਹਾ ਚਾਰਟ ਤਿਆਰ ਕਰੋ।
- 2) ਆਪਣੀ ਪੰਜਾਬੀ ਪਾਠ-ਪੁਸਤਕ ਵਿੱਚੋਂ ਕੋਈ ਇੱਕ ਕਵਿਤਾ ਪੜ੍ਹੋ ਅਤੇ ਯਾਦ ਕਰੋ।

- 3) ਪੰਜਾਬੀ ਅਖਬਾਰ ਜਾਂ ਮੈਗਜ਼ੀਨ ਵਿੱਚੋਂ ਇੱਕ ਪੈਰਾ ਰੋਜ਼ ਪੜ੍ਹਨਾ ਹੈ।
- 4) ਪੰਜਾਬੀ ਪਾਠ ਪੁਸਤਕ ਵਿੱਚ ਕਰਾਇਆ ਗਿਆ ਸਾਰਾ ਕੰਮ ਯਾਦ ਕਰੋ।
- 5) ਹੇਠਾਂ ਦਿੱਤੇ ਗਏ ਲਿੰਕ ਨੂੰ ਦੇਖੋ ਅਤੇ ਇਸਤੇ ਆਪਣੇ ਪ੍ਰੋਜੈਕਟ ਬਣਾਉਣ ਲਈ ਮਦਦ ਲਉ।

<https://youtube.com/shorts/aKE9Dgg9KtE?si=DndTudRdJhRWHZCg>

### Mathematics

#### 1) **Mathematics Lab Practical Book:**

Complete the following practical activities in your Mathematics Lab Practical Book.

- Chapter 1: Patterns in Mathematics
- Chapter 2: Lines and Angles

#### 2) **Types of angles – Working Model**

Prepare a **rotating wheel model** showing different types of angles, such as:

- Acute Angle
- Right Angle
- Obtuse Angle
- Straight Angle
- Reflex Angle
- Complete Angle

Make the model neat, colourful, and creative.

#### 3) **Revision work:** Revise multiplication tables up to 20 regularly.

### Science

**Revise all the work done in the classroom.**

#### 1) **Roll no. 1-8**

Make a beautiful wall hanging on any one using waste material. (Life of a scientist, discoveries, science in daily life)

#### 2) **Roll No. 9-17**

Make a 3D model of an Astronaut using waste material.

#### 3) **Roll No. 18-26**

Make a model of 3D of a Robot.

#### 4) **Roll No. 27-35**

Make any best working model of science.

5) **Roll No. 36 onwards**

Make a 3D model using waste material of space station.

6) **Compulsory for all**

Make a beautiful poster of endangered species of Sikkim (A-3 size sheet).

**Social Science**

1) **Poster Making:** On an A3 size sheet/half chart paper make a colourful poster showing one teaching of Mahavira or Buddha (Ahimsa, kindness, truth, peace, etc.) with a slogan.

2) **Art Integrated Project – Sikkim Project Topic: Famous Tourist Places of Sikkim**

Prepare a mini project on any one famous tourist place of Sikkim such as:

- Gangtok
- Tsomgo Lake
- Nathula Pass
- Yumthang Valley
- Pelling

**Include the following points:**

- Location of the place
- Why it is famous?
- Climate and natural beauty
- Activities tourists can enjoy there
- Interesting facts about the place
- Draw or paste pictures related to the tourist place.

**Instructions:** Project should be handwritten of 4-7 pages.

- Use A4 sheets or scrapbook.
- Write neatly.




3) Learn and revise all the topics taught in class so far thoroughly.

4) Read Newspaper daily and stay updated with current affairs.

**Computer**

1) Make your class time table in MS-Excel take print out and paste it in your notebooks.

## Art

Roll No.	Activity name	Description and material
1-15	Geometric lantern	<p><b>Task: create a Kandil or hanging lantern using thick chart paper and paste cellophane paper. Cut out geometrical patterns to let light through.</b></p> <p><b>Material required: chart paper of any color, glue, thread, and cellophane paper.</b></p> 
16-30	Eco-tote bag	<p><b>Task: paint a small size of jute bag and make a creative design on it.</b></p> <p><b>Material required: jute bag (small size), acrylic colors.</b></p> 
31-45	Newspaper Weaving	<p><b>Task: roll old newspaper into thin sticks and weave them together to create a sturdy basket or a decorative tray.</b></p> <p><b>Material required: newspaper, fevicol and acrylic colors to paint.</b></p> 

**HAPPY HOLIDAYS**